











Design your house's badge

STEP 2: Create your House's badge

Each school represents a “house” (a bit like in Hogwarts: House Gryffindor etc... or House of the Dragons, for example).

- **Create your house badge: choose one object/ symbol and one animal** according to the values they represent. Here is an exercise in which you can see how values are associated to animals. You can choose other objects and animals of course:

a. Match the objects and animals with the values they represent.
Choose one object and one animal and their associated values for your own badge.

				
a book	a colour palette	an hourglass	a pair of binoculars	a sword
●	●	●	●	●
●	●	●	●	●
patience	curiosity	intelligence	dexterity	creativity
				
an eagle	a dragon	an owl	a beaver	a lion
●	●	●	●	●
●	●	●	●	●
strength	fighting spirit	hard work	pride	wisdom

- **Choose your house's colour**

- Find **two important values** for your house. They will help to find your house's slogan.
ex) respect, kindness...
- Find **a name for your house** and justify it (it could be the name of a famous person)
Here is an example:

b. Find a name for your house and justify it.

Use the name of a famous person from an English-speaking country.

Intelligent people : Albert Einstein, Stephen Hawking, Emma Watson...

Generous people : Angelina Jolie, Bill Gates, Prince Harry...

Creative people : Jane Austen, Banksy, J.K. Rowling...

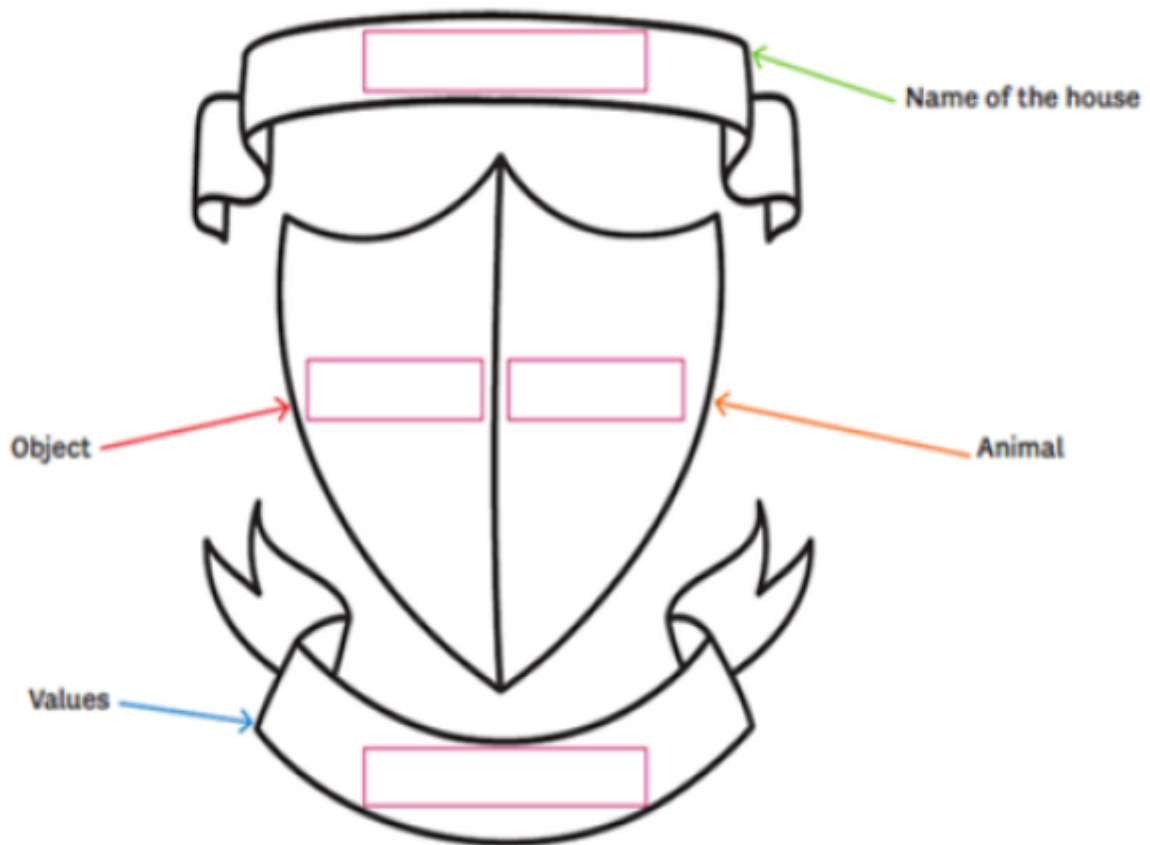
Influential people : Martin Luther King, Barack Obama, Malala Yousafzai...

Justify the name of your house:

.....

- Here is a **model to follow** but if you're good at drawing or designing, feel free to adapt it!

© Design your house badge.



When you finished, present your house and your badge to the other school in a video!